




*"The tradition continues....."*



# LISTER PETTER TR2 CANALSTAR



Two cylinder Air Cooled  
Marine Diesel Engine  
specifically engineered for the  
Inland Waterways  
with the added advantage of both  
hand and electric starting

## Standard Features

- ☑ Direct injection combustion for easy starting, low fuel consumption and long oil change periods.
- ☑ Integral flywheel fan cooling without the requirement for belts.
- ☑ PRM or Hurth Gearbox.
- ☑ Raised hand start for manual cranking.
- ☑ 12 Volt starter motor (earth return) & 70 Amp alternator.
- ☑ 110 Amp auxiliary alternator for domestic supply.
- ☑ Instrument panel with hour meter, key switch and visual and audible warnings.
- ☑ Wide bearers.
- ☑ Fuel filter with water trap, fuel lift pump, steel fuel lines, individual fuel injection pump for each cylinder.
- ☑ High level oil filler and dipstick, sump drain pump.
- ☑ Engine wiring & 4m extension loom.
- ☑ Fittings for Morse type control cables.
- ☑ Engine mounted air cleaner.
- ☑ Finished in RAL 6005 "Traditional Moss Green"
- ☑ Operators handbook.
- ☑ 2 year warranty (Pleasure use).
- ☑ Core engine extendable to **5 years** (subject to Lister Petter conditions).



Distributed by:-

**MARINE ENGINE SERVICES LTD**  
**UNIT 3, 549 ESKDALE ROAD**  
**UXBRIDGE**  
**MIDDLESEX, UB8 2RT**

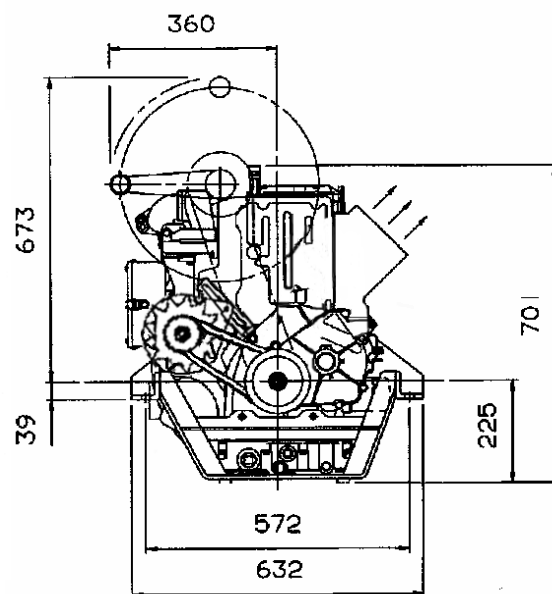
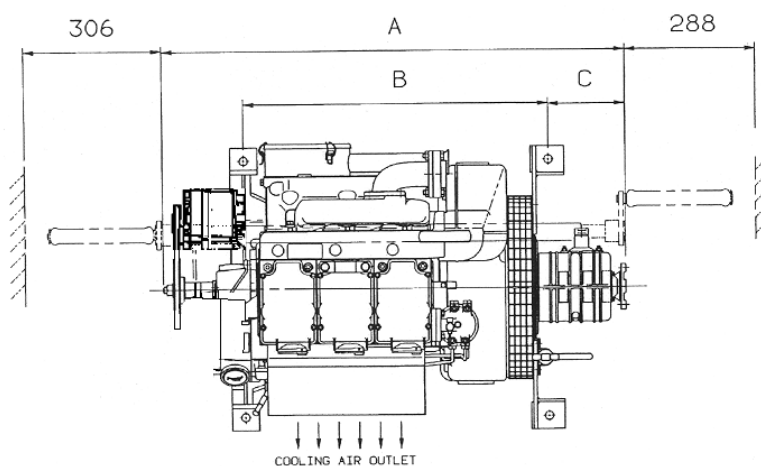
Tel: **01895-236246**  
E-mail: [mareng@btconnect.com](mailto:mareng@btconnect.com)  
Website: [www.marineengine.co.uk](http://www.marineengine.co.uk)

## Technical Data

		TR2
Cylinders		2
Bore & Stroke	mm	98.42 x 101.6
Cubic Capacity	cm <sup>3</sup>	1550
Maximum Power at flywheel at 2500rpm	hp	25.5
Maximum Torque at flywheel at 1800rpm	Nm	76.4
Off load idle speed (minimum)	rpm	850
Fuel consumption (approx.) at 2000rpm	litre/hr	3.2
Oil sump capacity	litre	4
Net weight (dry)	kg	320
Maximum installation angle (gearbox down)		15°
Propeller rotation		Clockwise when viewed from the stern in forward gear

## Approximate Dimensions

The dimensions (mm) given are for guidance only and must not be used for installation



	TR2
A	946
B	548
C	207
D	33

“D”  
is the distance of the  
gearbox output centre  
line below the underside  
of the engine mounts.

Marinisation by Marine Engine Services Ltd in cooperation with Cotswold Diesel Services.  
The information contained in this literature is correct at the time of publication.  
Marine Engine Services Ltd. reserves the right to change specifications without prior notice.